

SUMMARY OF ABORTION FACTS

(Based on governmental data and reports from the Guttmacher Institute, GI)

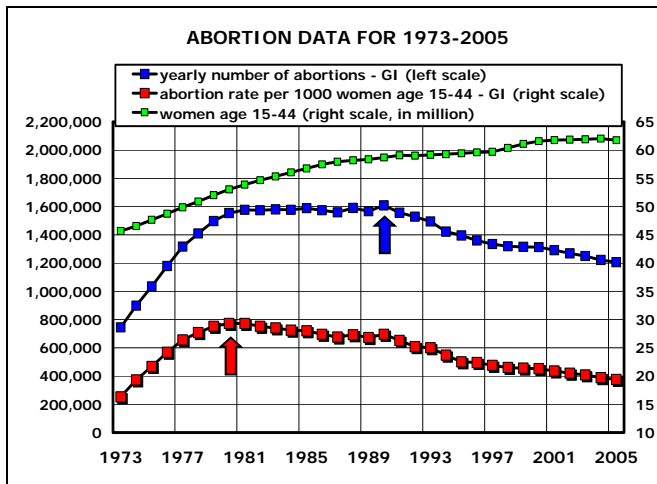
- The ABORTION RATE (abortions per 1,000 women, age 15-44) peaked in 1980-81 at 29.3 and has declined ever since. *The abortion rate measures the "popularity" of abortion.*

- The NUMBER OF WOMEN OF CHILD-BEARING AGE has continuously risen since 1973, while the abortion rate has declined.

- The number of YEARLY ABORTIONS peaked in 1990 at approximately 1.6 million.

- The latest yearly data are available for 2005: 1.2 million abortions

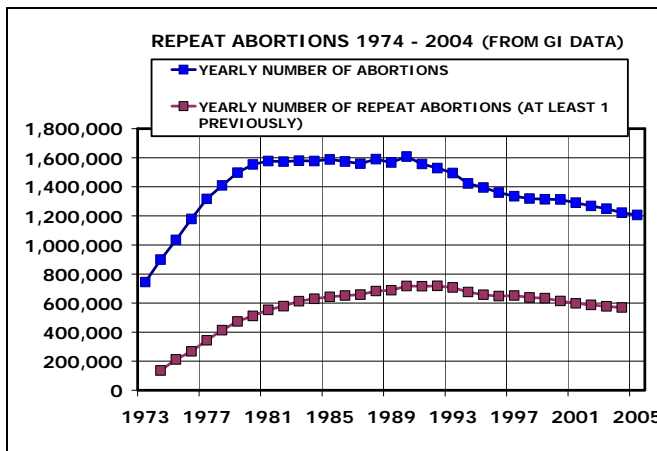
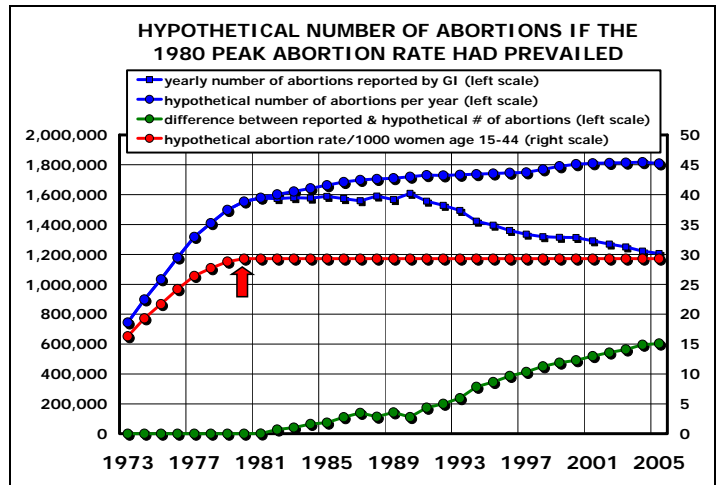
- The educational and legislative work of NRLC is a major reason for women becoming more pro-life. Many women who previously had abortions have joined NRLC and its state affiliates. The right-to-life movement reached "critical mass" by 1980, and the right-to-life has been an important election issue ever since. NRLC's campaigns to defeat the "Freedom of Choice Act" (FOCA) and to ban partial-birth abortions were crucial for changing attitudes. So were the legislative campaigns of NRLC's state affiliates for parental involvement and informed consent. Finally, for many years now, pregnant women have been seeing ultrasound images of their "babies," rather than "tissue" or "clumps of cells" or "fetuses."



- THE DECLINE OF THE ABORTION RATE SINCE 1980-81 REPRESENTS A CHANGE OF WOMEN'S ATTITUDES in the pro-life direction. Otherwise, yearly abortions in 2005 would have been 1.8 million or 50% higher. Thus lives were saved from abortion, as the abortion rate declined (green symbols below).

- Given trends in 2005, the CUMULATIVE NUMBER OF ABORTIONS for 1973-2008 is ABOUT 50 MILLION

- Since 1973, the number of REPEAT ABORTIONS (at least one previously) has risen. Currently, it has leveled off at 47%.



As the abortion rate ("popularity" of abortion) declined,
ABOUT 9 MILLION LIVES WERE SAVED
 during the period 1980-2008.